



SLYDE.

TOTem Enhanced

<https://slydeinnovations.com>

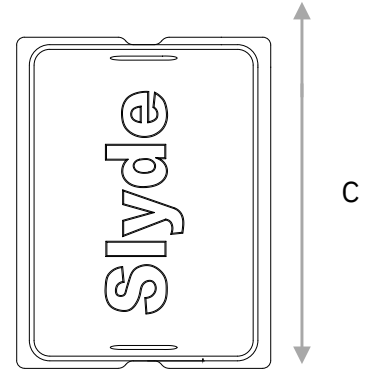
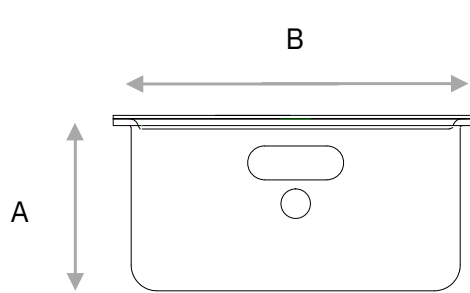
ENHANCED TOT'EM MODELS

E TOTE -S

enhanced TOTem small

A. Overall Height	6"
B. Overall Width	12.7"
C. Overall Depth	16.6"

ETOTE-S comes standard with shoulder strap and lid.

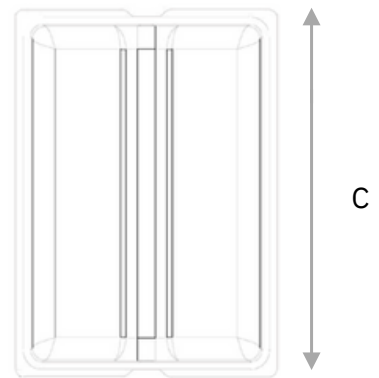
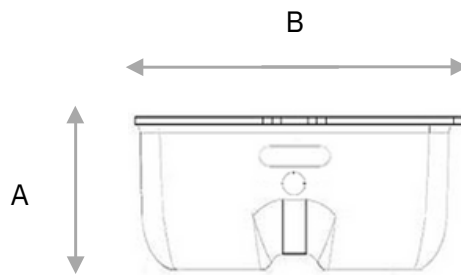


ETOTE -M

enhanced TOTem medium

A. Overall Height	7 3/4"
B. Overall Width	13 1/2"
C. Overall Depth	19"

TOTE-M comes standard with shoulder strap and tray lid. See accessories for details.

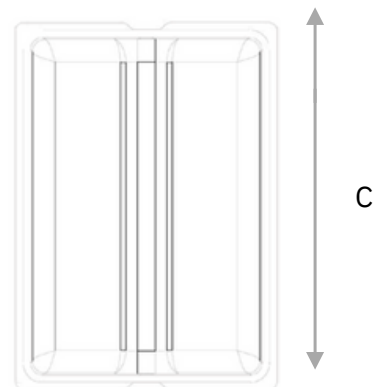
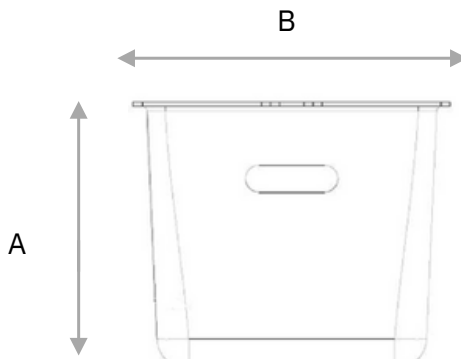


ETOTE -D

enhanced TOTem deep

A. Overall Height	11 3/4"
B. Overall Width	13 1/2"
C. Overall Depth	19"

TOTE-DP comes standard with tray lid. See accessories for details.





SLYDE.

**TOTem
Enhanced**

<https://slydeinnovations.com>

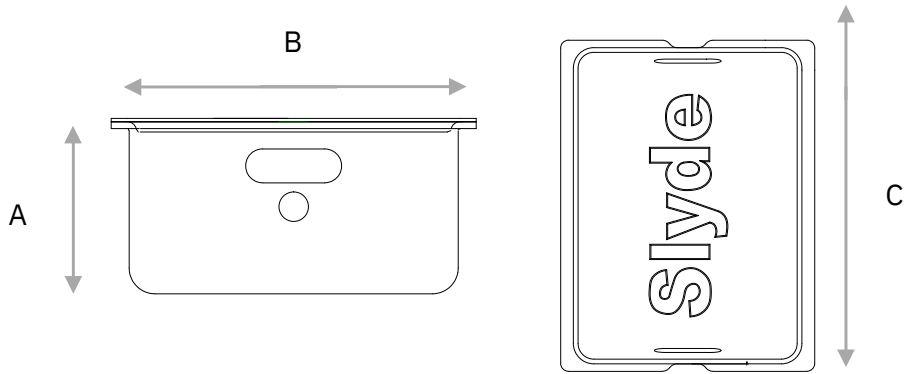
ENHANCED TOT'EM MODELS

ETOTE-L

enhanced TOTem Lockbox

A. Overall Height	7 ¾"
B. Overall Width	13 ½"
C. Overall Depth	19"

ETOTE-L comes standard with combo lock and hinged aluminum lid



FEATURES

Paper Tray Insert
Fits legal size docs

Laptop Stand
Convert any surface into an ergonomic work space.




TOTem Enhanced
Cubby made from recycled PET

Wireless Charging Lid

Mini Insert
available with power-up lid

THE FUTURE WORKPLACE

ACCESSORIES



Mini Insert- MI



Mini Insert w/ Charging Lid - CL



Long Insert - LI



Tray Lid - TL




Paper Tray- PT



EZ Track Rails- EZR



***Shoulder Strap - STR**



Laptop Stand - LS



***Omni Bracket - OB**



***Deep Insert - DI**




Tray Lid w/Marker Board - TLM

*Custom / company-branded straps are available with quantities. Contact a Slyde representative for more details.

*Omni bracket mounts under any desk. Available with or without power (3 simplex, 2 USB).

*Deep Insert available only for model TOTE-F

STANDARD COLORS & FINISHES



**For orders of totes under 150 in quantity, grey is the standard color for casing; orange, blue, or black for lids; and black for the nylon strap*

Slyde Grey - F01



Slate -F02



Black -F24

MORE FELT OPTIONS

Available on request depending on project size. Please contact info@slydeinnovations.com for further details.



Salmon -F03



Sunshine -F04



Saffron -F05



Sunkiss- F06



Seafoam -F07




Sage -F08



Lime-F09



Hunter -F10



Sky-F11



Cobalt -F12



Royale -F13



Marine -F14



Turquoise -F15



Ruby -F16



Cherry -F17



Amethyst -F18



White -F19



Oatmeal -F20



Mocha -F21



Coco -F22